

In compliance with the Americans with Disabilities Act, if you need special assistance to participate in this meeting, please contact the City Clerk's office at (310) 618-2780. Notification 48 hours prior to the meeting will enable the City to make reasonable arrangements to ensure accessibility to this meeting. [28CFR35.102-35.104 ADA Title II]

Direct questions or concerns to the Commission Liaison at (310) 618-2937, or individual department head prior to submission to the Commission. Parties will be notified if the complaint will be included on a subsequent agenda.

Security procedures: Members of the public will be directed enter the West Annex at the front of the building through the sliding door. All other entrances will remain locked for entry. Oversized bags or backpacks will not be allowed in the Council Chamber or Commission meeting room. All bags are subject to search.

Any correspondence received after 2:00 p.m. on WEDNESDAY on any item on the agenda will be provided to the Commission electronically and available for public inspection in the City Clerk's Office. A copy of the correspondence will be available for public inspection in a binder at the back of the Council Chamber or Commission Meeting room.

**TORRANCE PARKS AND RECREATION COMMISSION AGENDA
WEDNESDAY, JANUARY 8, 2025
REGULAR MEETING
6:30 P.M. IN THE WEST ANNEX COMMISSION MEETING ROOM
AT 3031 TORRANCE BL.**

**THE PARKS AND RECREATION COMMISSION MAY TAKE ACTION ON ANY ITEM LISTED
ON THE AGENDA**

1. CALL MEETING TO ORDER

ROLL CALL: Commission members Craft, Habel, Hoover, Mele, Muhammed, Wright, and Chair: Candioty

2. FLAG SALUTE

3. REPORT OF THE STAFF ON THE POSTING OF THE AGENDA

The agenda was posted on the Public Notice Board at 3031 Torrance Bl. and on the City's Website on Thursday, January 2, 2025.

4. ANNOUNCEMENT OF WITHDRAWN, DEFERRED, AND/OR SUPPLEMENTAL ITEMS

5. ORAL COMMUNICATIONS (Limited up to a 15-minute period)

This portion of the meeting is reserved for comment on items on the Consent Calendar or not on the agenda.

*Under the Ralph M. Brown Act, the Commission cannot act on items raised during public comment but may respond briefly to statements made or questions posed; request clarification; or refer the item to staff. **No longer than 1 minute per speaker.** If presenting handout material to Commission, please provide 10 copies to staff before speaking.*

6. CONSENT CALENDAR

Matters listed under the Consent Calendar are considered routine and will be enacted by one motion and one vote. There will be no separate discussion of these items. If discussion is desired, that item will be removed by a Councilmember from the Consent Calendar and considered separately.

6A. Approve Commission Minutes: No Minutes Available

7. ADMINISTRATIVE MATTERS

7A. COMMUNITY SERVICES DIRECTOR – ACCEPT AND FILE PROGRAMMING AND PROJECTS UPDATE

Recommendation of the Community Services Director that the Parks and Recreation Commission accept and file updates on the status of programming and projects in the City of Torrance.

7B. COMMUNITY SERVICES – RECEIVE AND FILE REPORT ON COLUMBIA PARK KDI COMMUNITY SURVEY RESULTS

Recommendation of the Community Services Director that the Parks and Recreation Commission receive and file a report regarding the Columbia Park-KDI survey results.

7C. COMMUNITY SERVICES DIRECTOR – RECEIVE AND FILE COMMUNITY SERVICES DEPARTMENT KEY PERFORMANCE INDICATORS (KPI)

Recommendation of the Community Services Director that the Parks and Recreation Commission receive and file Community Services Department Key Performance Indicators for Summer 2024.

7D. COMMUNITY SERVICES DIRECTOR – ACCEPT AND FILE DEPARTMENT MONTHLY REPORTS.

Recommendation of the Community Services Director that the Commission accept and file the Department Monthly Reports for:

- Administrative Services
- Park Services
- Recreation Services

8. COMMISSION ORAL COMMUNICATIONS

9. ADJOURNMENT

9A. Adjournment of Parks and Recreation Commission Meeting to Joint Meeting with Social Services Commission, Wednesday, February 5, 2025, at 6:00 p.m. in the West Annex Commission Meeting Room.



**NO
MINUTES
AVAILABLE**

For Commission Meeting
January 8, 2025

TO: PARKS AND RECREATION COMMISSION
FROM: JOHN LA ROCK, COMMUNITY SERVICES DIRECTOR
SUBJECT: DEPARTMENT UPDATES

Recommendation of the Community Services Director that the Parks and Recreation Commission receive and file Community Services Department updates.

- The City will host the next pet vaccination clinic on January 26 at the Wilson Park Dee Hardison Sports Center exterior plaza.
- Discovery Park rehabilitation project is complete. A ribbon cutting ceremony is being planned and the Commissioners will be invited to attend.
- The Torrance Rose Float Association and City of Torrance 2025 Rose Float entry won the Princess Award for most outstanding floral presentation for entries 35 feet and under in length.
- Capital Improvement Projects:
 - La Carretera Park retaining wall replacement project will begin on January 25.
 - Wilson Park pickleball courts project is delayed due to vendor issues.
 - Columbia Park dog park project has a preliminary design, scope and costing provided by a vendor. Staff is finalizing the information and will present it to the Commission at the next available meeting.

Respectfully submitted,



John La Rock
Community Services Director

For Commission Meeting
January 8, 2025

TO: PARKS AND RECREATION COMMISSION
FROM: JOHN LA ROCK, COMMUNITY SERVICES DIRECTOR
SUBJECT: COLUMBIA PARK KDI COMMUNITY SURVEY RESULTS

Recommendation of the Community Services Director that the Parks and Recreation Commission receive and file a report regarding the Columbia Park-KDI survey results.

BACKGROUND/ANALYSIS

The City was awarded funding through the LA County Regional Park and Open Space District (RPOSD) Measure A Technical Assistance Program (TAP) to evaluate and conceptualize the open space at Columbia Park that is owned by Southern California Edison (SCE) as Right of Way (ROW) space and leased to the City for use as parkland.

KDI has completed a major portion of the project through various outreach activities and has provided the attached report and analysis.

Additional work by KDI includes conceptual renderings showing activation of the ROW based on public input and congruity with the rest of the park.

Respectfully submitted,



John La Rock
Community Services Director



Attachment: 1) KDI Report

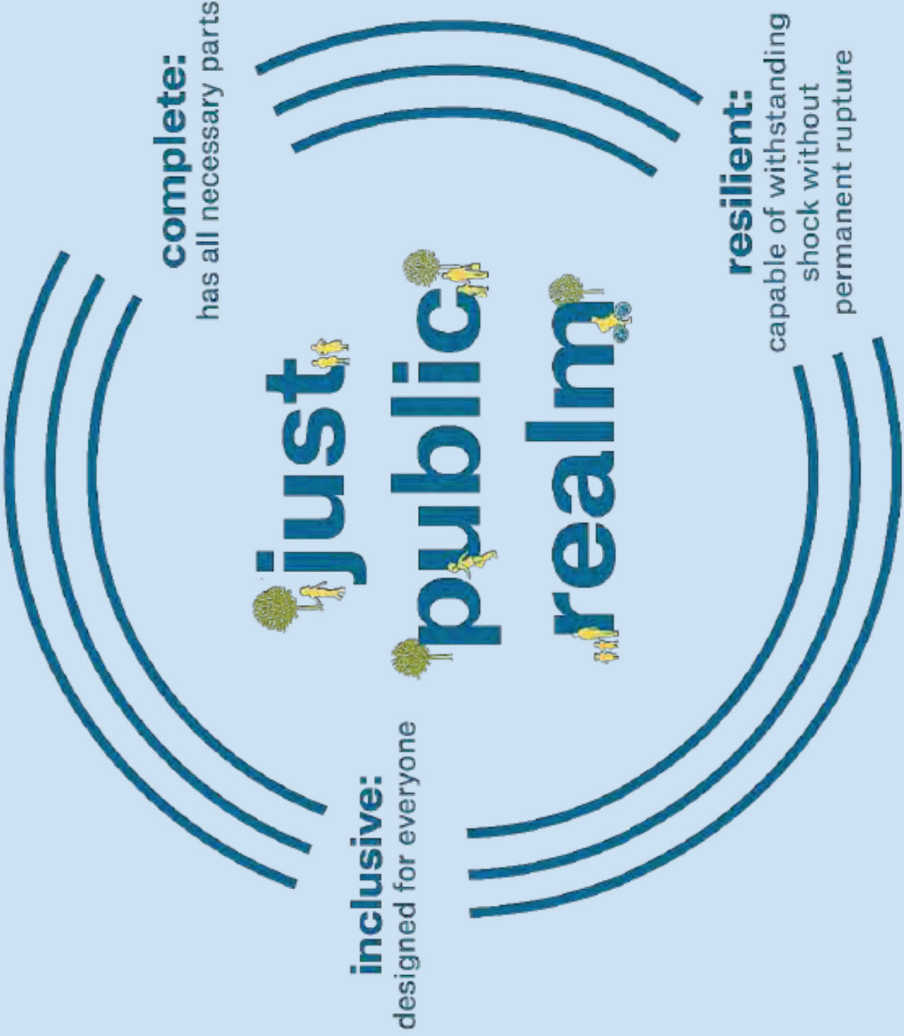
Columbia Park

Right-of-Way Engagement + Concept Design

Kouunkuey Design Initiative
Adriana Carías-Sison, Senior Design Associate

December 20, 2024







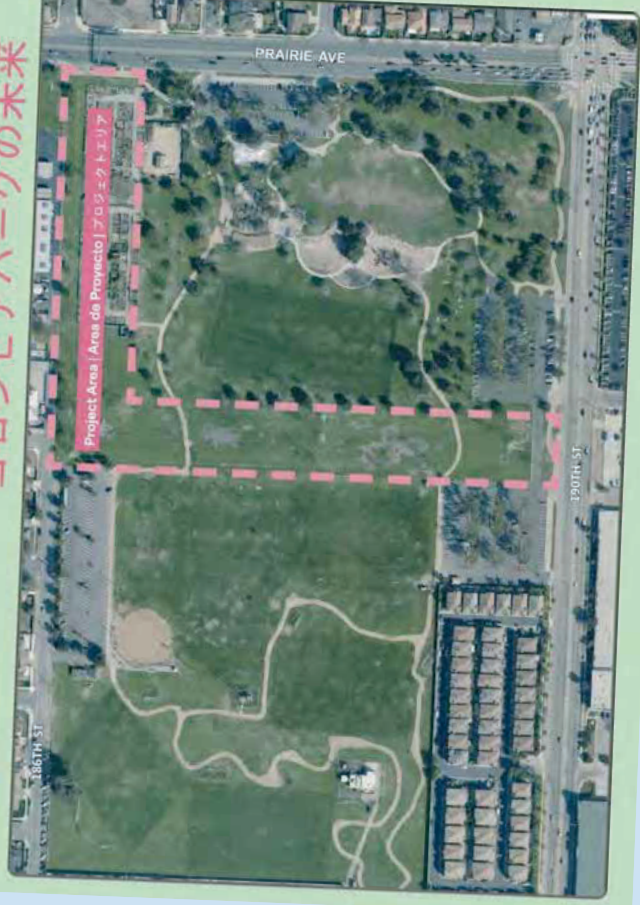
Project Scope

- Community Outreach + Engagement
- Concept Design + Park Planning
- As-needed SoCal Edison Coordination

Future of Columbia Park

El futuro del Parque Columbia

コロンビアパークの未来




The City of Torrance is exploring potential for activating and developing the area of Columbia Park located under the power lines.


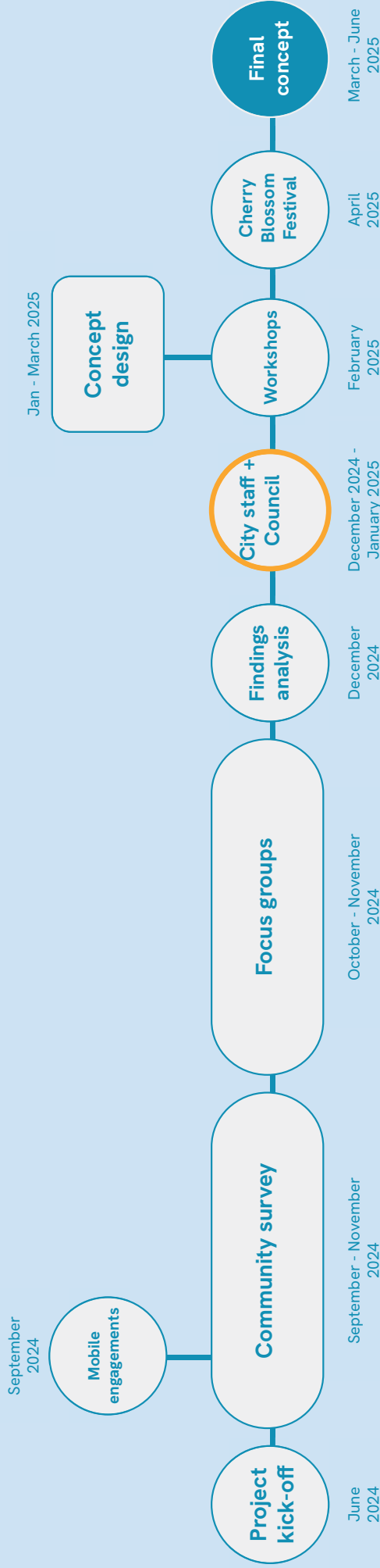
La ciudad de Torrance está explorando el potencial para activar y desarrollar el área del parque Columbia ubicada debajo de las líneas eléctricas.

Torrance市では送電線の下に位置するエリアを活性化し開発する方法を探っています。

CITY OF
TORRANCE
California



Project Timeline



Community Outreach + Engagement



Engagement Recap

425

COMMUNITY SURVEY
RESPONSES

123


K-12 SURVEY RESPONSES

51

FOCUS GROUP
PARTICIPANTS

70+

MOBILE ENGAGEMENT
PARTICIPANTS




Engagement Recap - Survey

Two surveys distributed:

- General public
- K-12

Translation provided:

- English
- Spanish
- Japanese
- Korean
- Vietnamese



Engagement Recap - Mobile Engagement

- AYSO Park Users
- General Park Users

Postcards for survey +
informational table



Mobile Engagement + Outreach



Engagement Recap - Focus Groups



Bocce



Community Garden



North HS



WTHOA




NTHOA



Magruder MS

Magruder Middle School: Student Council



North Torrance HOA



South Bay Bocce Club



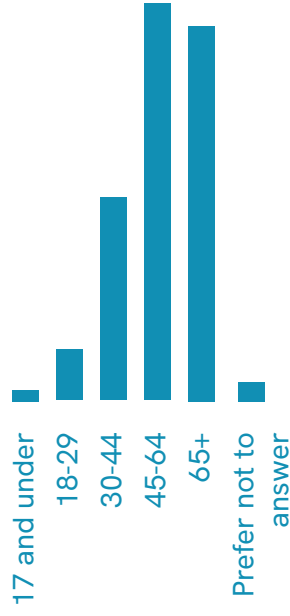
Engagement Findings



Engagement Findings - General Survey

Survey Demographics (Internal)

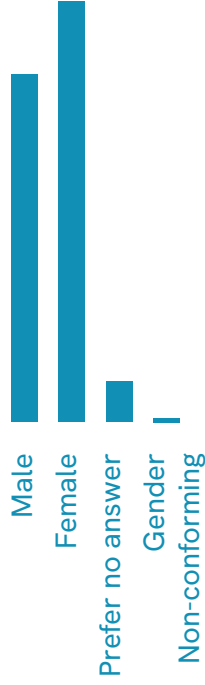
Ages




Race



Gender

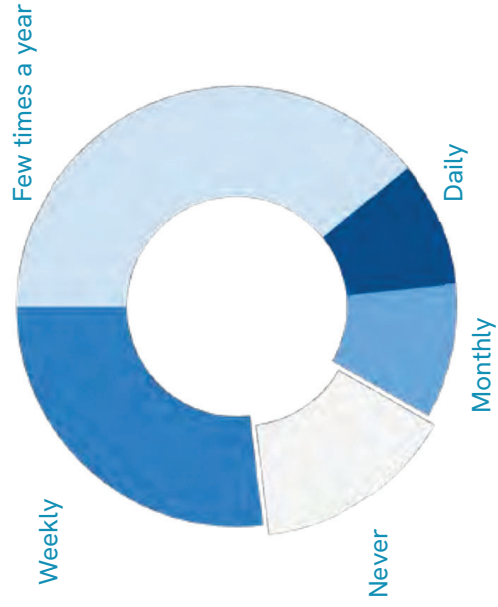


Top 5 Zip Codes

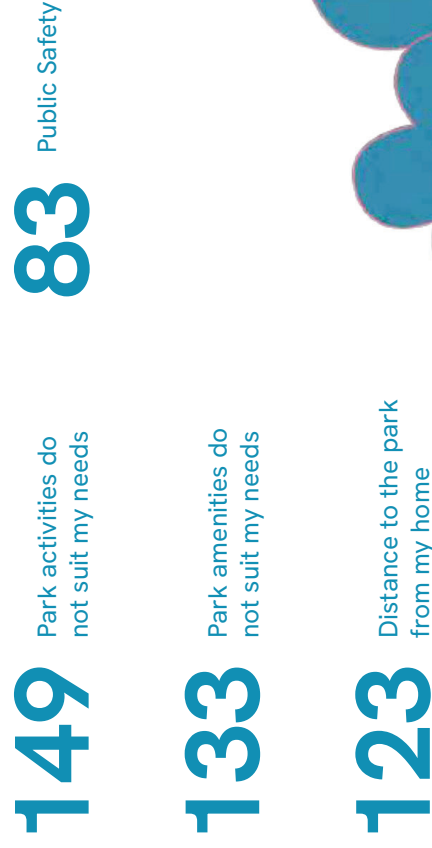


Engagement Findings - General Survey

How often do you visit the park?

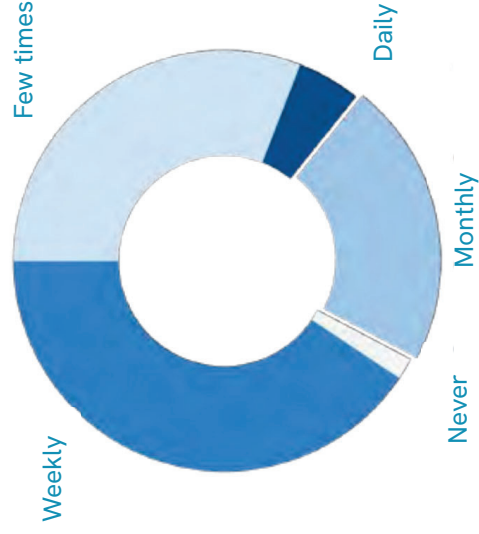


What reasons keep you from visiting more often?


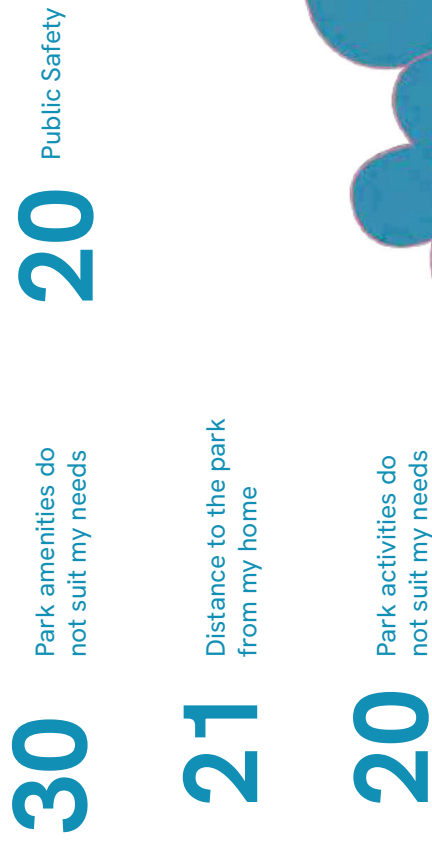


Engagement Findings - K12 Survey

How often do you visit the park?



What reasons keep you from visiting more often?



Engagement Findings

What activities do you most enjoy when visiting Columbia Park?

214	Walking or Jogging
144	Special Events/Festivals
142	Organized Sports
92	Dog Walking
84	Visiting Playgrounds
70	Exercising
54	Picnicking
37	Gardening
23	Relaxing or Sunbathing
15	Bird watching

General Survey: Top 10

72	Walking or Jogging
69	Visiting Playgrounds
57	Organized Sports
37	Special Events/Festivals
26	Dog Walking
23	Exercising
18	Picnicking
12	Relaxing or Sunbathing
2	Bird watching
1	Gardening

K-12 Survey: Top 10

(Other: book club, waiting in between appointments, bicycling, children's commute, hanging out with friends, rest from driving, cycling, scootering)



Engagement Findings


What facilities and amenities would you like to see at Columbia Park?

General Survey: Top 10

226	Pickleball Courts
132	Multipurpose Trails
100	Dog Park
87	Native Plant/Habitat Garden
83	Workout Equipment Area
66	Food Truck and Vendor Space
60	Tennis Court
58	Water Features
57	Soccer/Futsal Field
50	Basketball Court

K-12 Survey: Top 10

58	Multipurpose Trails
42	Water Features
40	Dog Park
40	Pickleball Court
66	Food Truck and Vendor Space
36	Soccer/Futsal Court
34	Native Plant/Habitat Garden
32	Workout Equipment Area
29	Tennis Court
28	Skate Park



(Other: senior center, labyrinth, interpretive panels about native plants and animals, baseball/softball, modern playground, handball wall, splash pad)

Engagement Findings

What programs would you like to see at Columbia Park?

General Survey: Top 10

224	Concerts in the Park
193	Farmers Markets
149	Movies in the Park
141	Sports Programs
121	Fitness Classes
121	Programs for Older Adults
85	Youth Services/Programs
78	Environmental Programs
66	Performing Arts Programs
32	Social Services

K-12 Survey: Top 10

78	Movies in the Park
74	Concerts in the Park
73	Farmers Markets
65	Sports Programs
49	Youth Services/Programs
40	Fitness Classes
32	Social Services
25	Performing Arts Programs
22	Environmental Programs
14	Programs for Older Adults



(Other: green belt for micro mobility, rooms for non profit groups to meets)

Engagement Findings - Focus Groups

**Safe and calm spaces
for relaxation**
(pain point)

need for safe and calm spaces
that allow for relaxation

**Infrastructure improvements
for accessibility**
(pain point)

demand for well-maintained
walking paths

**Community events and
activities**
(desire)

strong desire for diverse
community events


**Vegetation and natural
elements**
(desire)

desire for more greenery and
natural elements in community
spaces

Family-friendly features
(desire)

community seeks inclusive spaces
that cater to all age groups

strong desire for family-friendly
features



Engagement Findings - Focus Groups

Sports and active recreation

Pickleball courts
 Skatepark
 Splash pad
 Tennis court
 Exercise area/exercise equipment
 Paved running paths
 Children's play equipment

Leisure and passive recreation

Walking trail
 Picnic areas/gathering spaces
 Shaded spaces

Art and creative installations


Art (interactive art, sculptures, murals, culturally inspired art, climbable sculptures, statues, youth-led art, etc.)
 Festivals/fairs/community events
 Gardens (Japanese garden, rose garden, flowers and vegetation)

Health, wellness and education

Exercise and fitness (exercise classes, equipment, fitness stations, yoga, tai chi)
 Community Center (community center, senior center, rental/event space, cooling center)
 Shade/trees

Other

Lighting
 Restrooms
 Security
 Dog park



Residents' Thoughts on Park Usage:

- What stands out to you about the feedback we've gathered from the community? Did anything surprise you?
- How well do you feel these ideas align with the council's vision for Columbia Park?
- What are your thoughts on how these findings reflect the diversity of needs and interests in Torrance/your council district?



Park Features and Programs:

- Are there any features that you believe would face challenges in funding, implementation, or public support?
- Do you see opportunities for Columbia Park to complement other parks or projects in Torrance?
- What kind of unique identity (i.e. culture, history) do you envision for Columbia Park, and how might we achieve that?



Implementation and Next Steps

Funding and Partnerships:

- What funding mechanisms or partnerships would you recommend exploring to support the community's vision?


Engagement Continuity:

- How do you think we can best maintain community involvement and support throughout the next stages of this project?



Closing

- Do you have any final suggestions or considerations for us as we move forward with this project?



Thank you!



adriana@kounkuey.org


For Commission Meeting
January 8, 2025

TO: PARKS AND RECREATION COMMISSION
FROM: JOHN LA ROCK, COMMUNITY SERVICES DIRECTOR
SUBJECT: COMMUNITY SERVICES DEPARTMENT KEY PERFORMANCE INDICATORS (KPI)

Recommendation of the Community Services Director that the Parks and Recreation Commission receive and file Community Services Department Key Performance Indicators for Summer 2024.

At the meeting on December 11, 2024, the Commission requested additional information on Department activities and metrics that indicate successes and challenges. The CSD Department is providing Key Performance Indicator reports that focus on community connections and feedback. The KPI reports are produced to reflect the summer, fall/winter, and spring sessions.

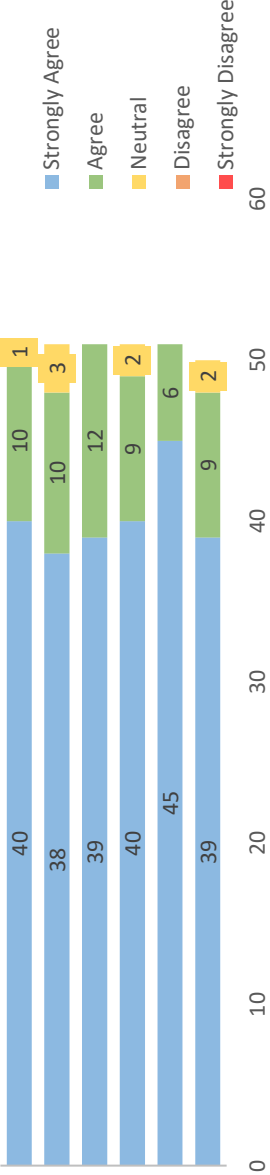
Respectfully submitted,



John La Rock
Community Services Director

Attachment: 1) Key Performance Indicator Reports

City of Torrance Community Services Department - Recreation Division
2024 SUMMER DAY CAMPS SURVEY RESULTS



Camp met my expectations.

My child enjoyed the field trips offered.

Staff provided quality programming that was enjoyable to the participants.

Staff kept parents/guardians informed and were available to listen to concerns.

The staff was professional, helpful and prepared.

The staff was concerned about participant's individual needs.

	The staff was concerned about participant's individual needs.	The staff was professional, helpful and prepared.	Staff kept parents/guardians informed and were available to listen to concerns.	Staff provided quality programming that was enjoyable to the participants.	My child enjoyed the field trips offered.	Camp met my expectations.
Strongly Agree	39	45	40	39	38	40
Agree	9	6	9	12	10	10
Neutral	2		2		3	1
Disagree						
Strongly Disagree						

Overall Comments Analysis

At the camp, parents and participants had a fantastic time, and the majority of the staff received recognition for their strengths and skills. Overall, parents were truly impressed by the efforts to keep everyone informed and connected throughout the camp. **Parent Testimonial:** "Best camp! My daughter had a really great time there. She cried and asked me to extend her session. We will definitely be back next year for more sessions.Thanks very much!" My six year old had an incredible time at Greenwood Camp. Your counselors are always polite, informative, and upbeat."The staff were professional and engaging and so kind.

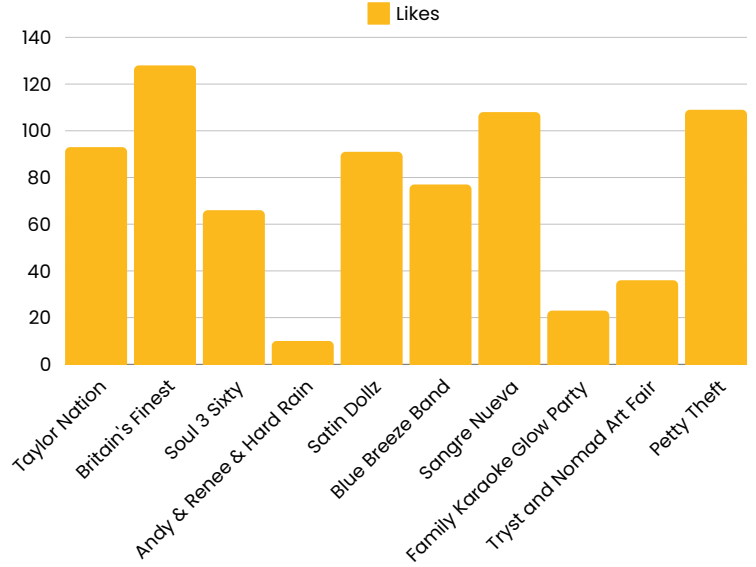
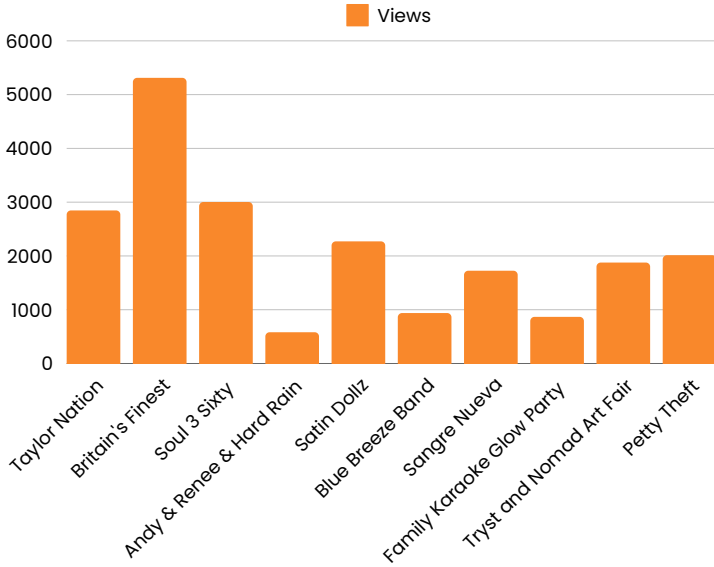
Suggestions

Parents expressed the challenges to drop off/pick-up due to limited parking at Greenwood Park. In addition, parents mentioned earlier start time options.



CONTENT ENGAGEMENT

Content Performance



Comments

"Thank you, City of Torrance, for putting on these Torrance Summer Nights events!"

🌞🌞🌞❤️❤️❤️ Missing Torrance!"

"It was a great afternoon !!! salsa driven everyone to dance !! happy 15th anniversary for this amazing band"

"What a cool town"

"the best night ever 🍷"

Great event!!!! I had an awesome time!!!

Great crowd. How awesome!!

"So fun!"

"The band was great!! 🍷"

An awesome show! So much fun!!

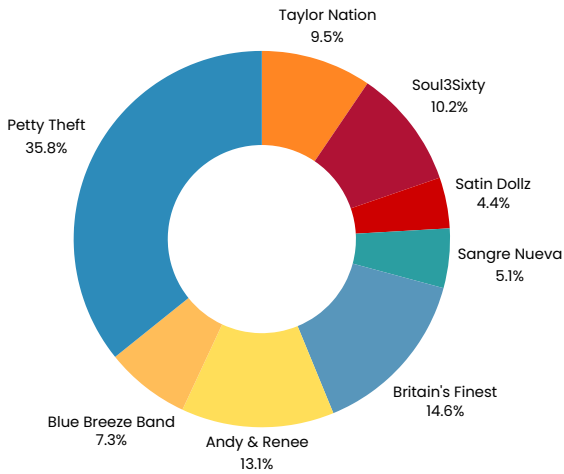




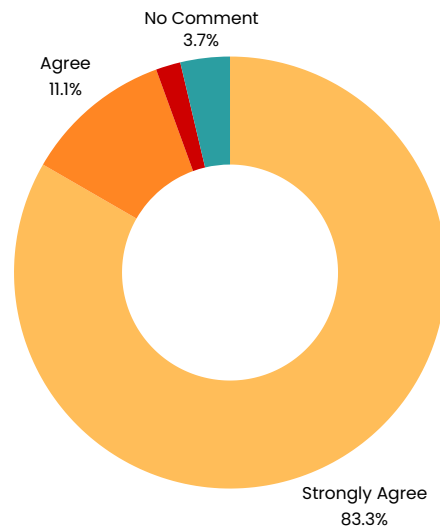
AUDIENCE SURVEY

8-31-24

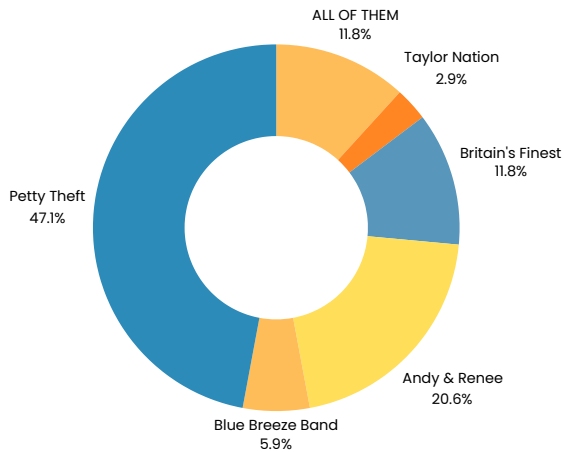
Which concert(s) did you attend?



I love Torrance Summer Nights!



Which band(s) did you most enjoy?

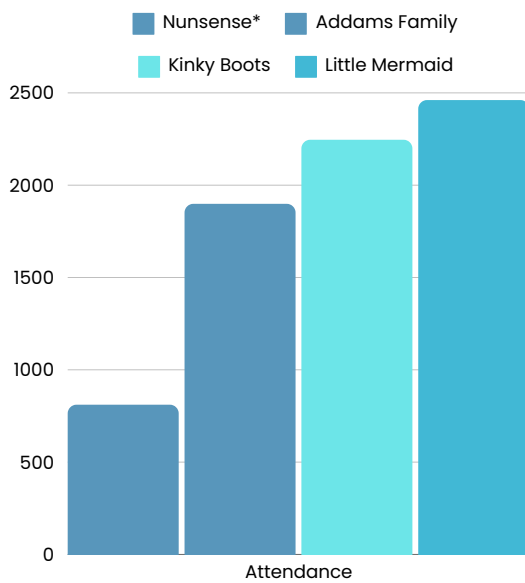


SUMMER MUSICAL



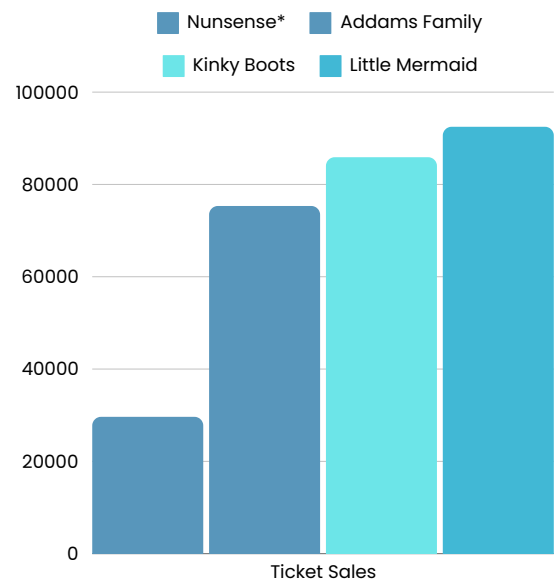
ATTENDANCE

Attendance numbers increased **203%** since the return of the summer musical after the pandemic.



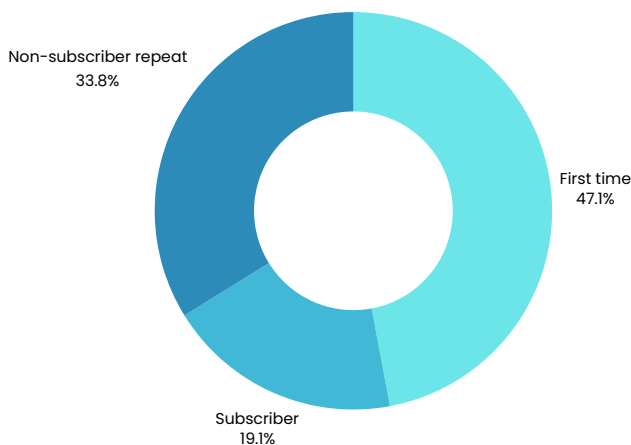
TICKET SALES

Tickets sales are up **211%** since the return of the summer musical after the pandemic.



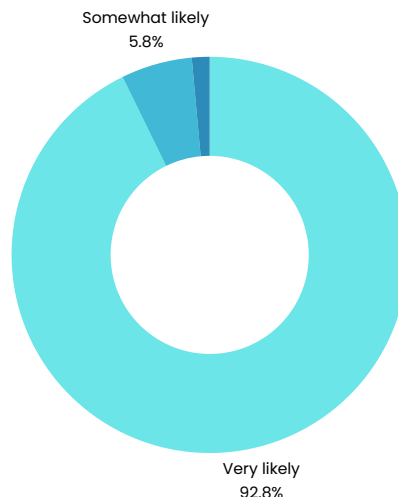
PATRON PROFILE

Almost even split between returning and new patrons.



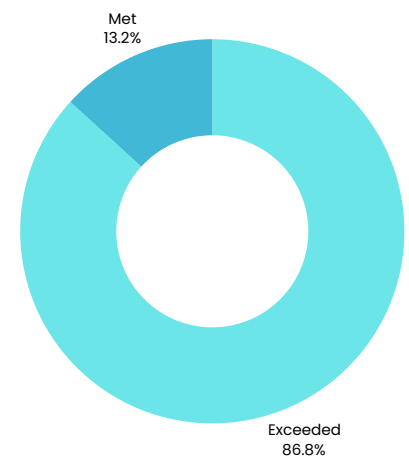
RECOMMENDATION

Over 90% would recommend TTC.



PRODUCTION EXPECTATION

100% met or exceeded expectations.





SUMMER MUSICAL



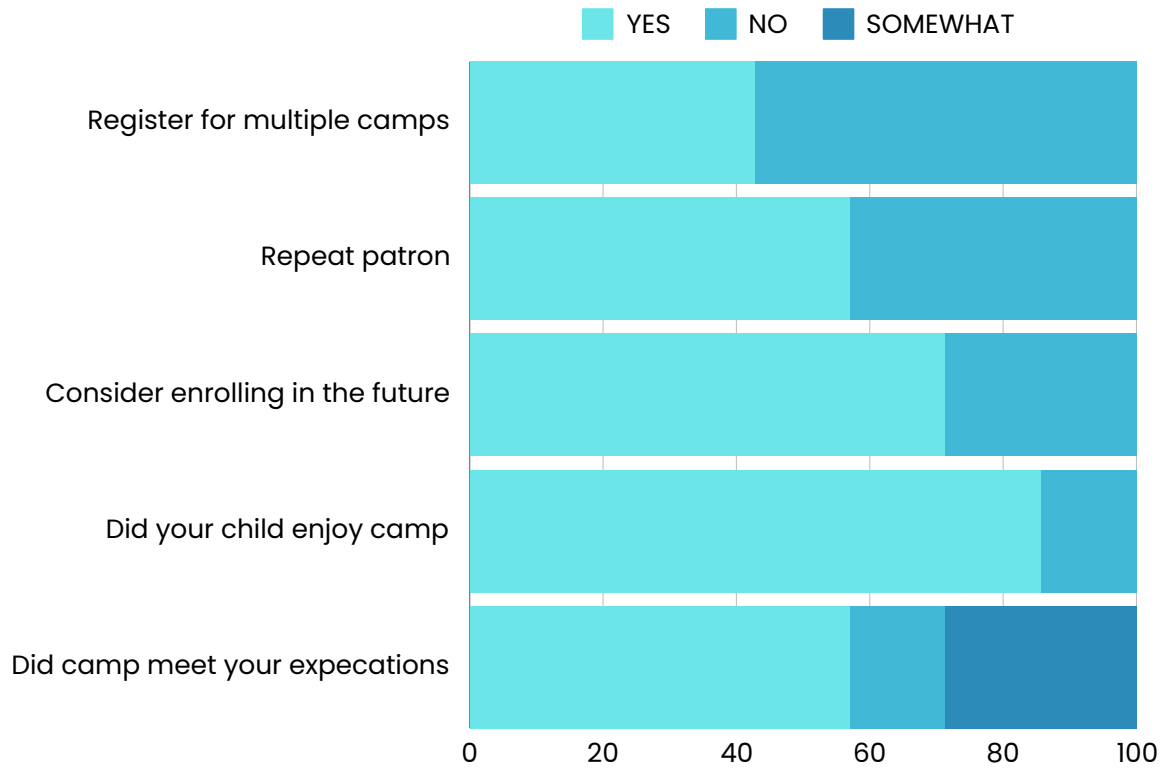
Suggestions:

- I wish you would add a few more Musical Theater productions outside of the summer.
- Maybe having a food vendor outside of the venue for before or after the show? I would have loved to have a quick food option like hot dogs, tacos, etc.
- I wish there were two a year. Have you thought about that?
- Would like to see the Torrance Theatre Company/the City present some theatre for young audiences.
- I like this mix of family friendly and more mature shows. It would be awesome if there were more shows in the year. Maybe a children's theatre type of show too?

COMMENTS:

- I grew up in Torrance. I had James Armstrong as a teacher at Torrance High. My ten yo granddaughter loves live theatre, so I took her and we had a great time!! Loved everything about the show. Couldn't believe we have such quality theatre so close to home. Thank you!!
- TTC provides live theatre productions that are comparable to, or better than, Broadway - right here in our own backyard! Lucky us!
- TTC productions are very well put together and great entertainment especially for a very reasonable price.
- I continue to be impressed and "The Little Mermaid" was a quantum leap in being impressed by TTC.
- The cast and staff were kind and friendly so it really felt like community when I was there!
- Truly a "hidden gem". They make Torrance proud!
- It is a joy and a privilege to get to see such a professional production with such a high level of talent right here in our own city. Theater productions of this caliber usually require an arduous trip into L.A. These productions are a great gift for the whole family.
- Maybe your best summer show. Extremely well cast. Easily the best pit orchestra I have heard at Armstrong. I really enjoyed the whole show, I can't think of any criticism.
- Extremely high quality performances, an excellent value for your money. Really truly, it's like Broadway quality. Love love love that the city supports the arts.

SUMMER CAMPS



- StarLight offered three two-week camps, and all camps were at capacity again this year.
- Due to school calendar and contractor availability, that is all that can be offered currently.
- Division is looking into maximizing opportunities next summer to meet demand.
- Majority would enroll again, had their expectations met, and had children that enjoy the overall experience.





TORRANCE ART MUSEUM

SOCIAL MEDIA ANALYTICS DURING TRYST AND NOMAD

Instagram:

- **Reach:** We reached 248% more accounts than usual.
- **Content Interaction:** Engagement with our content increased by 308%.
- **Follower Growth:** During the fair week, we gained 227 new followers.
- **Overall Reach:** We reached 9,241 accounts, representing a 37.23% increase compared to the previous year.
- **Fiscal Year (July 2023 – June 2024):** Content interaction grew by 50.1% compared to the previous fiscal year.

Facebook:

- **Reach:** We reached 214% more accounts than usual.
- **Follower Growth:** We gained 475% more followers than normal.
- **Content Interaction:** We are in the 75th percentile for similar pages.

Summary:

Both Instagram and Facebook experienced significant increases in reach, engagement, and follower growth. Instagram saw impressive year-over-year growth, while Facebook achieved extraordinary gains in followers and is performing exceptionally well in content interaction relative to similar pages.

COMPARISON BETWEEN 2023 AND 2024

- **Torrance Art Museum Attendance:** 2023 = 3,615. 2024 = 4,250
- **Tryst/Nomad Attendance:** Increase from approx. 4,000 attendees to 4,500
- **Tryst/Nomad Artists participating:** Increase from 152 to 154
- **Tryst/Nomad Galleries participating:** Increase from 58 to 83
- **Tryst/Nomad Countries represented:** Increase from 11 to 12

Yes!!! It was so great to be part of it and witness all these talents and energies!

Such a gift to our community of artists and those beyond!

I went all three days and it was so much fun. Thanks for making it happen!

CULTURAL SERVICES CLASSES



SUMMARY:

In 2024 the Cultural Services Division aimed to expand the class offerings based on patrons responses. These classes include Jewelry workshops and classes, Tap for youth and adults, Improv for youth and adults, RK Sports programs for children, expanded ceramic classes, Civic Jazz Ensemble, and new summer camps.

Enrollment remains consistent, and overall the upward trend after the pandemic slump continues.

Cultural Services and the City are now engaged with Rec.US as the registration software, which should enable detailed analytical information in the future.

Comments

“We love the ceramics classes!”

“We need more adult art classes.”

“Thank you for being here!”

“So much fun!”

“The new registration system is so easy to use to register.”

“Thank you for all of your support with setting up classes and classrooms.”



City of Torrance Community Services Department - Library Division

Summer Reading Program 2024 Results

Out of 339 Survey Takers, a sample of about 120 randomly selected Torrance Public Library Summer Reading Survey responses were analyzed.



Total Participants Registered
4,278



Total Participants Completed
2,100



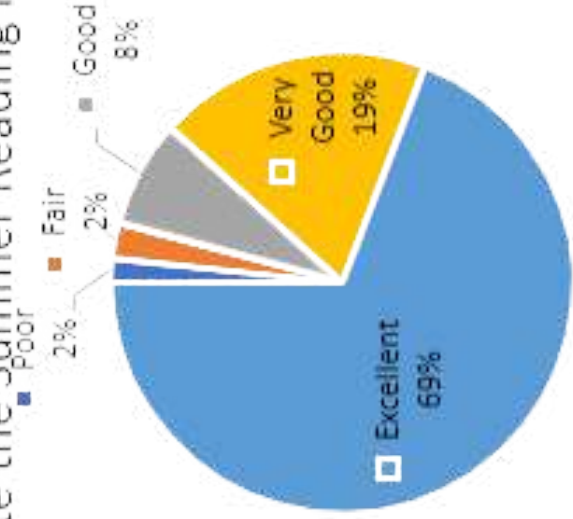
Total Minutes
2 Mil +

"Is this your first time participating in the Summer Reading Program?"



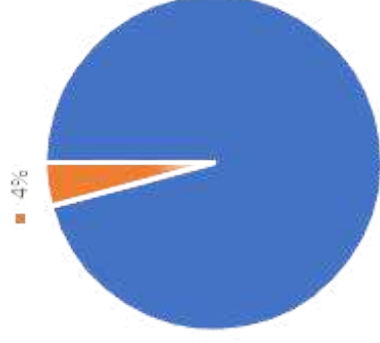
■ Yes ■ No

"Please rate the Summer Reading Program"



■ Poor ■ Fair ■ Good ■ Very Good ■ Excellent

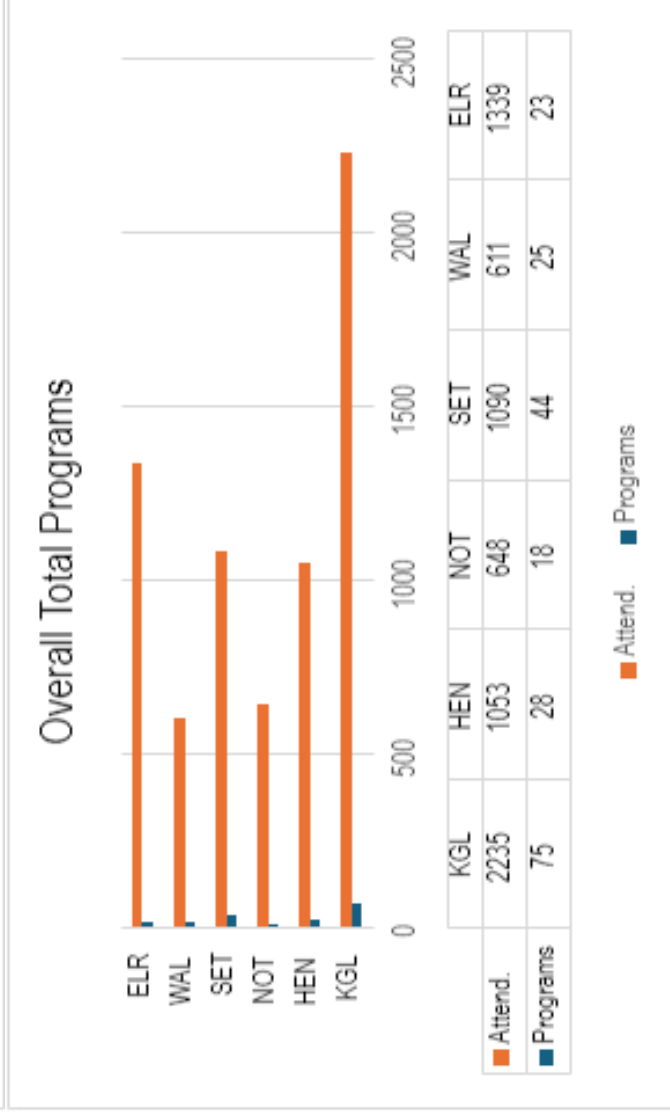
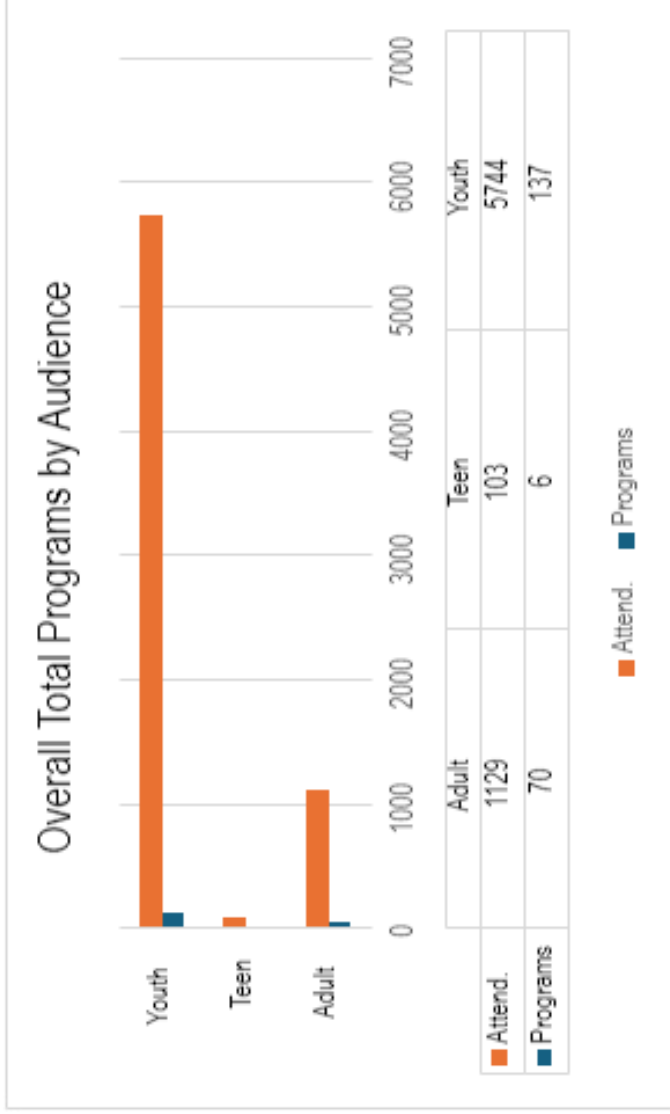
"Do you plan on participating again next year?"



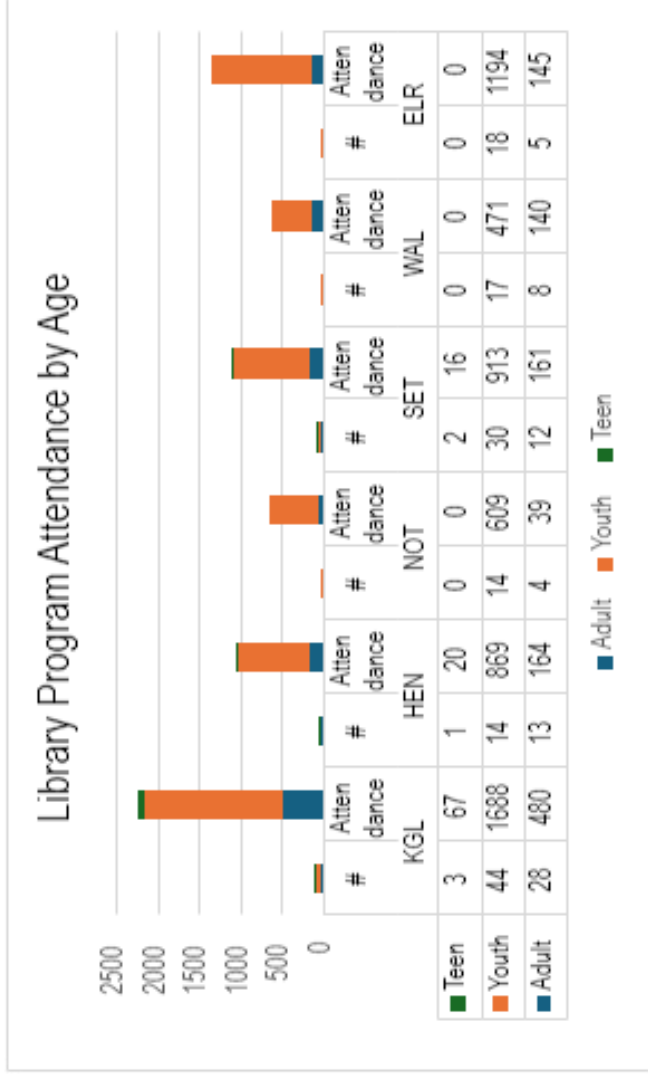
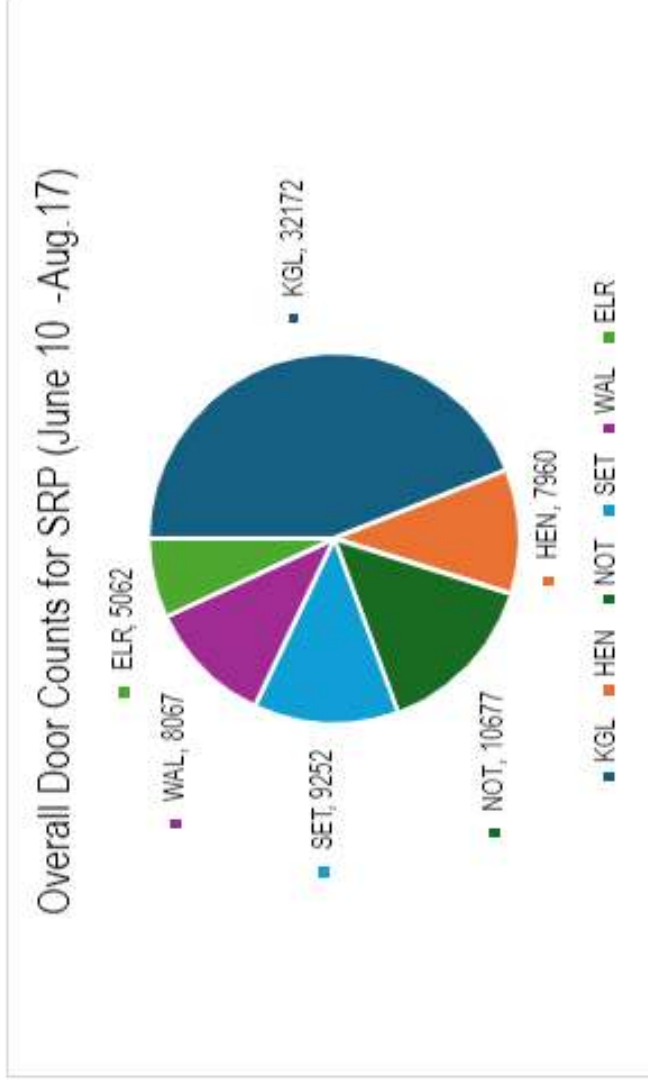
■ Yes ■ No

City of Torrance Community Services Department - Library Division

Summer Reading Program 2024 Programs & Visits



City of Torrance Community Services Department - Library Division Summer Reading Program 2024 Programs & Visits



City of Torrance Community Services Department - Library Division

Summer Reading Program 2024 Results

Comments and Suggestions

"Self paced, easy to follow"

"More effort in decorations, prizes, and activities/events. Afternoon/evening story time, more crafts for family time at all locations."

"Motivates my kids to read. They love the prizes and keeps them focused on daily reading."

"Keeps the kids busy during the summer."

"... Boosted my son's confidence to see the visual total amount of books read in such a short span of time... and drove him to read books he normally wouldn't read."

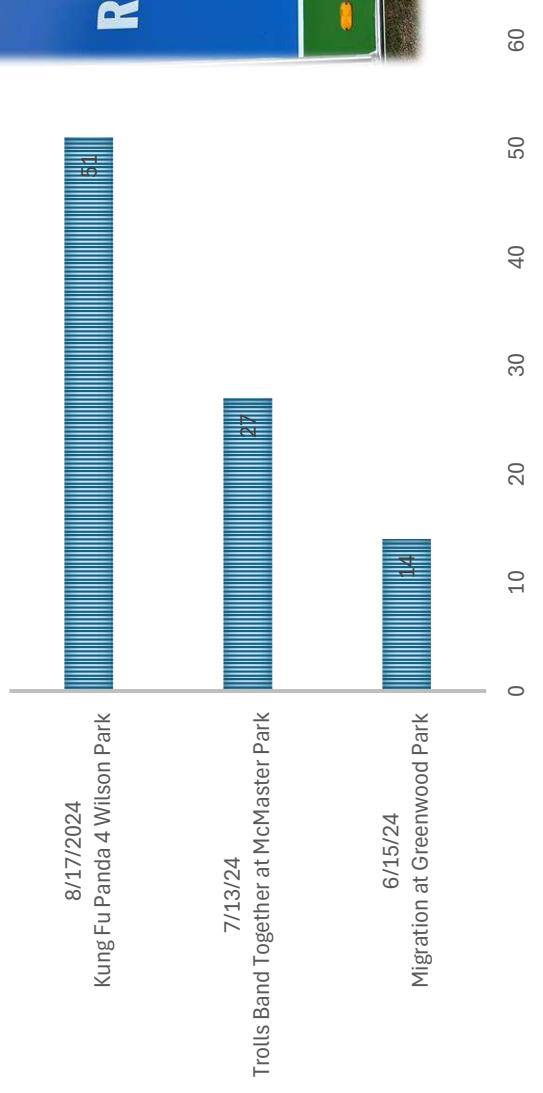
"More squish mellowos please. I read 3 hours a day but still not in time to get the squish mellow I wanted."

"I like the new prizes this summer because it is a good motivation to read more everyday."

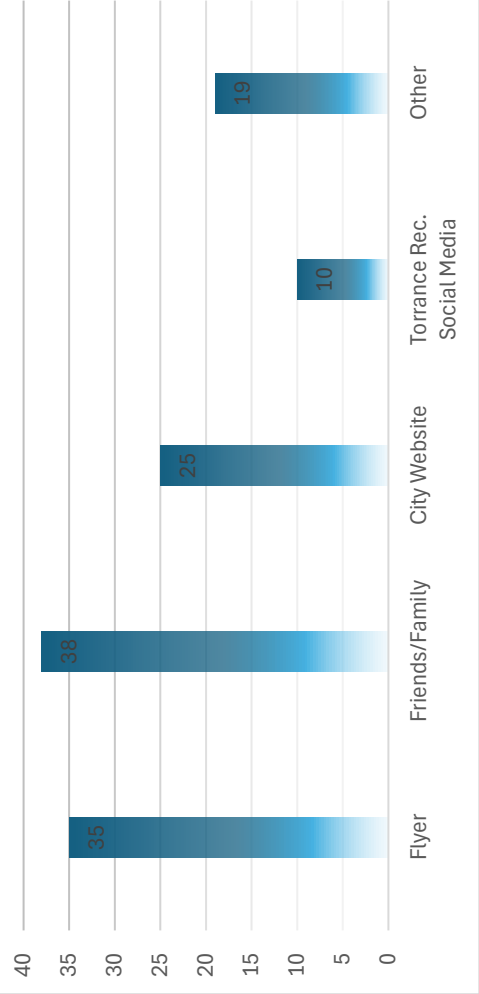


2024 Summer Movies in the Park Survey Results

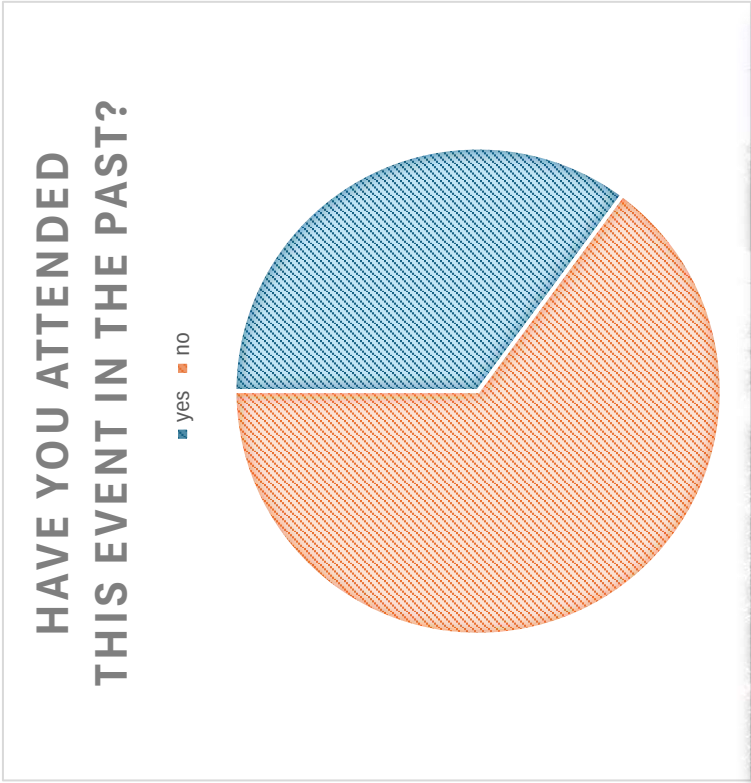
WHICH MOVIE IN THE PARK EVENT DID YOU ATTEND?



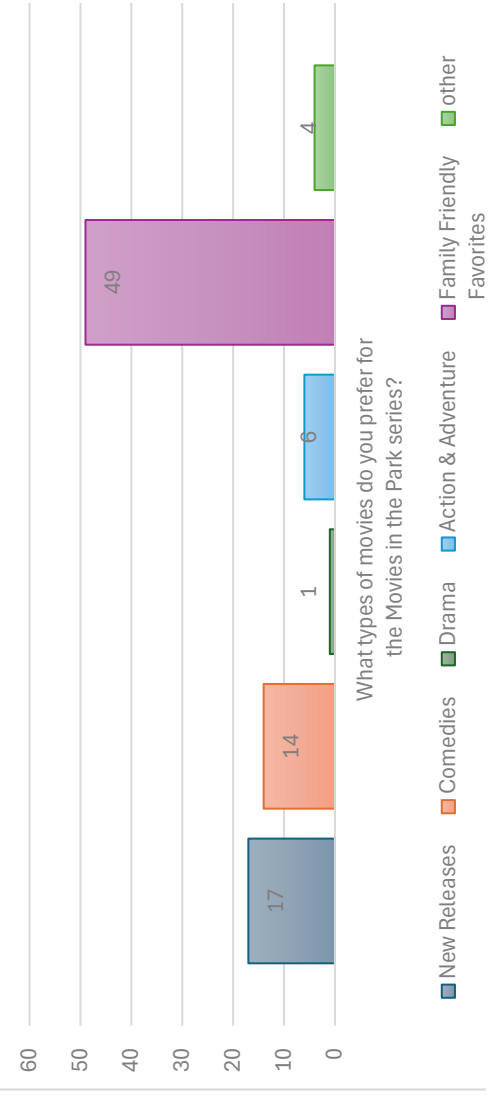
HOW DID YOU HEAR ABOUT MOVIES IN THE PARK?



2024 Summer Movies in the Park Survey Results



What types of movies do you prefer?



2024 Summer Movies in the Park Survey Results

Additional Question Results

What can we do to improve your Movie in the Park experience?

The most frequent recommendations from moviegoers included having a popcorn vendor, using a larger screen, offering free food, and providing a wider variety of food options. Some attendees mentioned that the sound was either too loud or not loud enough, while others simply stated, "Honestly, it was great!". Overall, attendees expressed that the movie experience was great, with only a few comments regarding the food options and screen size.

The overall response from the community was generally that they enjoyed the movie experience, showing a strong preference for animated, family-oriented films. However, there were several suggestions for enhancing future events. Many participants requested a wider variety of food options, including family-friendly vendors, fast-food chains like Raising Cane's, Starbucks, and McDonald's, as well as specialty items like tacos, popcorn, and ice cream. There were also recommendations for improvements in the movie setup, such as a larger screen, better sound quality, and the addition of hot beverage or dessert vendors. While the event was well-received, there is an opportunity to improve by expanding food offerings and making slight adjustments to the movie presentation to enhance the overall experience.

SURVEY COMMENTS FROM THE PUBLIC

- The sound system was really good tonight, thank you!
- It was great!
- We enjoyed the summer nights program. It's always a wonderful time and we enjoy being outside with the community.
- Such a fun event! Thank you!
- Love the family friendly events, thank you city of Torrance
- Thank you for the community event!!
- We love City of Torrance!! More events, merrier!!!
- Just the speaker thing. Great job otherwise! Very smooth event and a lovely time. I like how you eased the lights back on instead of turning them on abruptly. That was a good move. Volume during the movie was excellent, and the variety of snacks was great! Maybe a chairs section and a floor section? I felt bad setting up a chair in front of people who were sitting on the floor. I guess that would be hard to regulate, but it's an idea.
- It was such a well put on event. We loved it!
- Keep it up, and Thank you!
- Overall really enjoyed the event both times we've been.

2024 Summer Plunge Class Survey Results

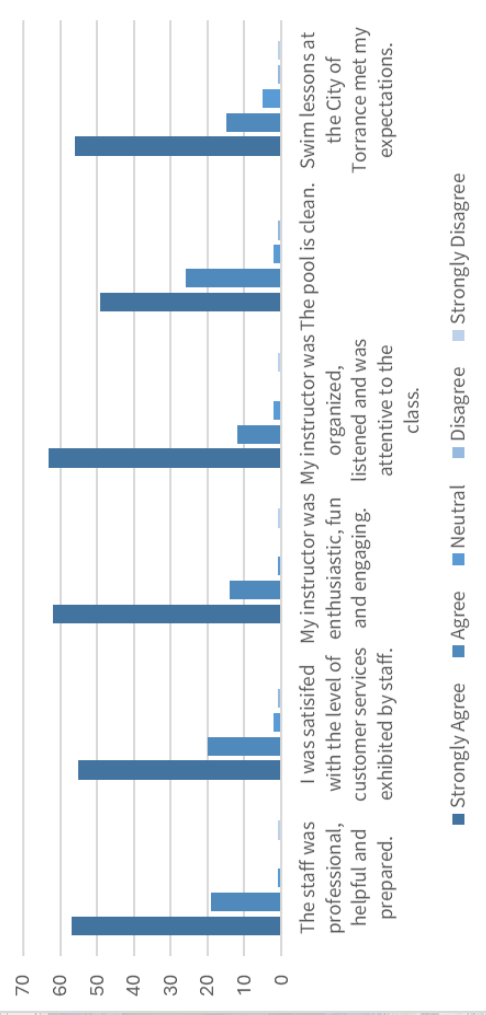


Summer Accomplishments

- Summer swim class participants increased from 364 in 2023 to 432 in 2024. Classes were offered for anyone age 1 and up.
- Summer 2024 introduced new classes including Junior Lifeguards, Torrance Torpedoes and Coached Lap Swimming.
- 10 new lifeguards were hired to facilitate the additional classes, lap swim hours and special events
- New special events were offered: Swim-In Movie Nights (2) and Family Swim Nights (3)

Parent/Guardian Comments

- My son's instructor, Ricky, was great! My son was finally able to pass the level and very proud of himself. I appreciate that Ricky tried very hard teaching so that my son could pass.
- All the instructors for the Itty Bitty swimming class were excellent! They promoted a fun, engaging environment and were patient and understanding with the toddlers.
- Mr. Tony was great! My son is now very confident in the pool and swimming! He learned a lot from his patience and calm demeanor.
- 10 people requested more classes, and there were comments thanking the City for keeping classes affordable.



	Strongly Agree	Agree	Neutral	Disagree	Strongly Disagree
I/my child enjoyed the swimming lessons at the Plunge.	59	15	1	1	0
I would recommend the City of Torrance Aquatics program to friends and family.	61	13	1	3	0

How did you hear about us?

Website	16
Been before	15
Referral	11
Seasons	8
Flyer	3
Social Media	2
Drive by	1

Four respondents mentioned they learned to swim at the Plunge and are now bringing their children. The Torrance Tradition continues!

2024 Summer Youth Basketball League Survey



Summer Accomplishments

- Summer Youth Sports Basketball League increased participation from 691 in 2023 to 966 in 2024. This was possible due to additional staff and a continued partnership with Torrance Unified School District.
- 88 teams were led by 84 volunteer coaches.
- Practices took place at Torrance parks and the Dee Hardison Sports Center. Games were played at Dee Hardison Sports Center, Madrona Middle School and Hull Middle School.

Parent/Guardian Comments

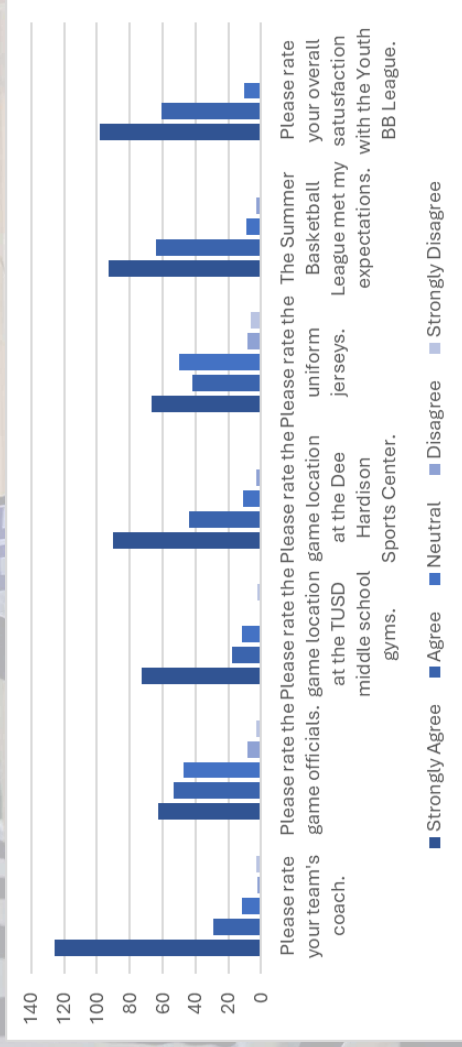
- “This was our first time playing in the Torrance Rec League. We thought it was well organized, convenient and fun. Overall a great experience!”
- “I wanted to pass along how great the women are who worked the scores table at Hull Middle School this past season. They were very organized, communicative, and collaborative in addressing questions and concerns which is not always easy in youth sports. They were fun to interact with for the kids and myself. They were also so sweet and quick to come to the rescue with ice and check on the kids.”
- A recurrent observation noted the lack of parking at Wilson Park for the Saturday games while the Farmers’ Market was taking place.
- Comments regarding improved cleanliness at the Dee Hardison Sports Center, but still several requests to continue to progress.
- Many requests for air conditioning at the Dee Hardison Sports Center.

	Strongly Agree	Agree	Neutral	Disagree	Strongly Disagree
My child enjoyed the Summer 2024 Youth Basketball League.	125	38	4	1	4
I would recommend the City of Torrance Youth Sports programs to friends and family.	109	54	6	1	0

How did you hear about us?

Referral	40
Been before	18
Website	14
Resident	8
Seasons	5
Google	4
Flyer	3

Two respondents mentioned they played youth basketball through the City and have signed up their children, keeping the Torrance Tradition alive!



ITEM 7D

**MATERIALS
AVAILABLE AT
MEETING**